



Industrial Batteries – Network Power
New Sprinter XP
for better UPS performance

Specifications

Maximized power density for highest requirements.

Specifications









- The improved Sprinter XP batteries are an ideal energy source option and particularly best choice in UPS applications
- Excellent high current performance in addition to a long service life
- More power (plus 20% compared to Sprinter P) in same volume
- Maintenance-free (no topping up) during the whole service life
- Power (15 minutes) from 1370 – 2350 watt
- 10 years design life at 20 °C ambient temperature (80% remaining capacity of C₁₀)
- EUROBAT Classification: High Performance
- Designed in accordance with IEC 60896-21/-22
- Trouble-free transportation of operational blocks, no restrictions for rail, road, sea and air transportation (IATA, DGR clause A 67)
- Completely recyclable
- Grid plate construction consisting of a lead calcium alloy
- Very low gassing due to internal gas recombination (99% efficiency)
- Low self discharge rate
- Short recharging time



Applications

The Sprinter XP batteries are very compact and best classified products due to its high power density and current characteristics, making this battery ideally suited for high current discharge performance like UPS and other security applications.



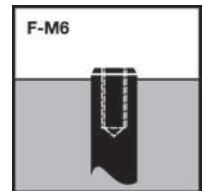
 Design life in years: 10	 Nominal capacity 56.4 – 195 Ah	 Block battery	 Grid plate
 Recyclable	 Valve regulated lead-acid batteries	 Maintenance-free (no topping-up)	 Special high current performance

Type	Part number	Nom. voltage V	Power 15 min 1.60 Vpc 25 °C W/block	Nominal capacity C ₁₀ 1.80 Vpc 25 °C Ah	Length (l) max. mm	Width (b/w) max. mm	Height (h1) max. mm	Height incl. con- nectors (h2) max. mm	Weight approx. kg	Internal resist- ance mOhm	Short circuit current A	Terminal
XP6V2800	NAXP062800HP0FA	6	2270	195	309	172	223	241	32.6	1.60	3900	F-M6
XP12V1800	NAXP121800HP0FA	12	1370	56.4	220	172	219	235	22.5	8.60	1521	* F-M6
XP12V2500	NAXP122500HP0FA	12	1870	69.5	262	172	223	239	27.7	6.20	2030	F-M6
XP12V3000	NAXP123000HP0FA	12	2350	92.8	309	172	223	239	32.8	5.20	2400	F-M6

Figures are also valid for UL 94-V0 version.
Change "**H**" to "**V**" in the part number.

E.g:
Standard NAXP122500 **H** P0FA
UL 94-V0 NAXP122500 **V** P0FA

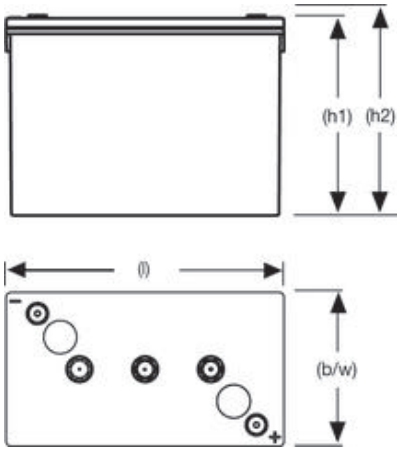
Container, terminal and torque



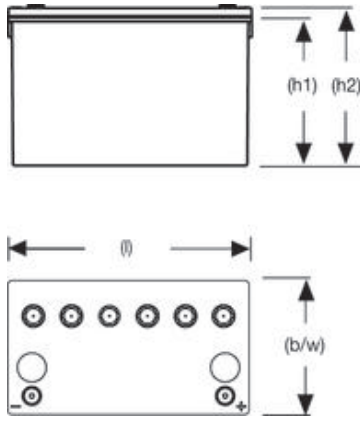
11 Nm

Container: UL 94-HB = Polypropylene (PP)
UL 94-V0 = Polypropylene (PP)

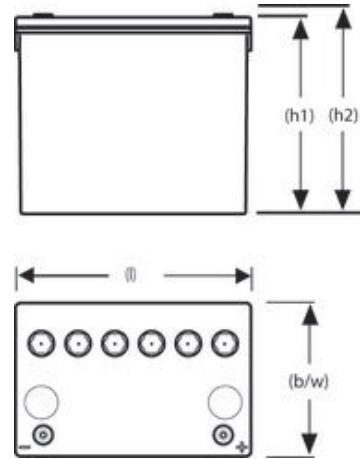
XP6V2800



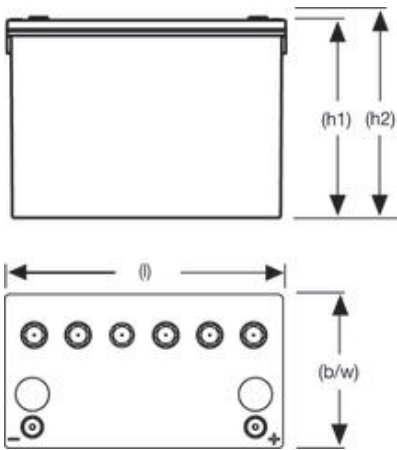
XP12V1800



XP12V2500



XP12V3000



1.95 Vpc – Discharge in A at 25 °C													
Type	Part number	5 min	10 min	15 min	30 min	45 min	1 h	2 h	3 h	5 h	8 h	10 h	20 h
XP6V2800	NAXP062800HP0FA	137	137	137	137	108	92.1	60.7	44.1	28.4	18.4	15.0	7.99
XP12V1800	NAXP121800HP0FA	109	87.8	72.6	46.0	33.8	28.5	15.8	10.9	7.56	5.07	4.31	2.17
XP12V2500	NAXP122500HP0FA	120	102	92.6	60.8	46.7	36.1	19.8	13.3	8.66	5.96	4.99	2.54
XP12V3000	NAXP123000HP0FA	108	108	108	71.9	56.5	47.6	30.9	21.9	13.5	8.64	6.99	3.61

1.90 Vpc – Discharge in A at 25 °C													
Type	Part number	5 min	10 min	15 min	30 min	45 min	1 h	2 h	3 h	5 h	8 h	10 h	20 h
XP6V2800	NAXP062800HP0FA	238	238	238	160	127	107	71.1	48.8	32.8	21.4	17.4	9.26
XP12V1800	NAXP121800HP0FA	152	113	89.5	54.3	39.8	33.5	19.2	13.8	9.39	5.95	5.08	2.61
XP12V2500	NAXP122500HP0FA	173	134	115	73.0	54.6	43.4	23.7	15.8	10.7	7.18	6.04	3.15
XP12V3000	NAXP123000HP0FA	195	195	176	94.2	70.0	56.7	33.5	24.8	15.7	10.1	8.21	4.29

1.85 Vpc – Discharge in A at 25 °C													
Type	Part number	5 min	10 min	15 min	30 min	45 min	1 h	2 h	3 h	5 h	8 h	10 h	20 h
XP6V2800	NAXP062800HP0FA	473	399	361	201	151	123	73.9	55.4	35.6	23.1	18.8	10.0
XP12V1800	NAXP121800HP0FA	189	134	104	61.4	44.5	37.3	21.7	15.5	10.2	6.39	5.42	2.82
XP12V2500	NAXP122500HP0FA	218	158	134	82.1	60.8	47.9	25.8	17.3	11.5	7.73	6.67	3.53
XP12V3000	NAXP123000HP0FA	209	209	180	107	78.8	63.1	36.3	26.6	16.9	11.0	8.94	4.71

1.80 Vpc – Discharge in A at 25 °C													
Type	Part number	5 min	10 min	15 min	30 min	45 min	1 h	2 h	3 h	5 h	8 h	10 h	20 h
XP6V2800	NAXP062800HP0FA	497	453	387	222	164	132	77.5	57.2	37.0	24.0	19.5	10.3
XP12V1800	NAXP121800HP0FA	213	147	113	66.1	48.0	39.8	22.6	16.3	10.6	6.83	5.64	2.93
XP12V2500	NAXP122500HP0FA	254	180	146	87.6	65.8	51.6	27.6	18.8	12.1	8.17	6.95	3.70
XP12V3000	NAXP123000HP0FA	271	229	187	116	84.1	66.9	37.8	27.4	17.5	11.4	9.28	4.90

1.75 Vpc – Discharge in A at 25 °C													
Type	Part number	5 min	10 min	15 min	30 min	45 min	1 h	2 h	3 h	5 h	8 h	10 h	20 h
XP6V2800	NAXP062800HP0FA	568	468	417	236	172	138	79.5	58.1	37.7	24.4	19.9	10.4
XP12V1800	NAXP121800HP0FA	235	158	121	69.6	49.3	41.6	23.4	16.9	11.0	6.94	5.75	3.04
XP12V2500	NAXP122500HP0FA	282	194	156	92.5	68.0	53.8	29.0	19.7	12.4	8.39	7.07	3.78
XP12V3000	NAXP123000HP0FA	307	240	202	120	87.0	68.9	38.6	27.8	17.8	11.5	9.41	4.98

1.70 Vpc – Discharge in A at 25 °C													
Type	Part number	5 min	10 min	15 min	30 min	45 min	1 h	2 h	3 h	5 h	8 h	10 h	20 h
XP6V2800	NAXP062800HP0FA	643	494	424	243	177	141	80.5	58.6	38.1	24.6	20.0	10.5
XP12V1800	NAXP121800HP0FA	254	168	127	71.9	51.1	42.9	24.0	17.2	11.2	7.05	5.86	3.04
XP12V2500	NAXP122500HP0FA	308	195	165	96.7	69.3	55.2	30.0	20.2	12.7	8.50	7.14	3.81
XP12V3000	NAXP123000HP0FA	342	250	209	123	88.5	70.1	39.1	28.1	17.9	11.6	9.49	5.02

1.65 Vpc – Discharge in A at 25 °C													
Type	Part number	5 min	10 min	15 min	30 min	45 min	1 h	2 h	3 h	5 h	8 h	10 h	20 h
XP6V2800	NAXP062800HP0FA	717	521	432	247	179	143	81.2	58.9	38.4	24.8	20.1	10.6
XP12V1800	NAXP121800HP0FA	266	173	129	73.1	52.4	43.7	24.3	17.4	11.3	7.10	5.86	3.04
XP12V2500	NAXP122500HP0FA	325	211	168	97.9	70.5	55.7	30.2	20.5	12.9	8.50	7.18	3.83
XP12V3000	NAXP123000HP0FA	373	260	210	124	89.6	70.8	39.4	28.3	18.0	11.7	9.56	5.05

1.60 Vpc – Discharge in A at 25 °C													
Type	Part number	5 min	10 min	15 min	30 min	45 min	1 h	2 h	3 h	5 h	8 h	10 h	20 h
XP6V2800	NAXP062800HP0FA	791	546	440	250	181	144	81.7	59.2	38.6	24.9	20.2	10.6
XP12V1800	NAXP121800HP0FA	276	176	131	74.2	52.9	44.1	24.5	17.6	11.3	7.10	5.86	3.04
XP12V2500	NAXP122500HP0FA	338	218	170	98.8	71.9	56.1	30.4	20.6	12.9	8.50	7.20	3.84
XP12V3000	NAXP123000HP0FA	399	268	212	126	90.5	71.5	39.7	28.5	18.2	11.8	9.61	5.08

Figures are also valid for UL 94-V0 version.
Change "H" to "V" in the part number.

E.g:
Standard NAXP122500 H P0FA
UL 94-V0 NAXP122500 V P0FA

1.90 Vpc – Discharge in W/block at 25 °C

Type	Part number	5 min	10 min	15 min	30 min	45 min	1 h	2 h	3 h	5 h	8 h	10 h	20 h
XP6V2800	NAXP062800HP0FA	1400	1400	1400	1010	835	659	430	301	192	127	104	56.8
XP12V1800	NAXP121800HP0FA	1760	1250	983	670	496	387	226	161	103	72.1	59.5	31.3
XP12V2500	NAXP122500HP0FA	2080	1590	1310	854	598	509	283	199	128	85.4	69.6	36.0
XP12V3000	NAXP123000HP0FA	2250	2250	2090	1120	841	683	405	302	193	125	101	53.1

1.85 Vpc – Discharge in W/block at 25 °C

Type	Part number	5 min	10 min	15 min	30 min	45 min	1 h	2 h	3 h	5 h	8 h	10 h	20 h
XP6V2800	NAXP062800HP0FA	2230	2230	2110	1150	875	718	436	329	209	137	112	60.2
XP12V1800	NAXP121800HP0FA	2110	1450	1120	745	547	430	253	181	113	77.7	64.0	33.6
XP12V2500	NAXP122500HP0FA	2560	1870	1520	949	659	568	307	217	138	91.9	74.9	39.6
XP12V3000	NAXP123000HP0FA	2830	2440	2170	1260	928	747	434	320	205	133	108	57.5

1.80 Vpc – Discharge in W/block at 25 °C

Type	Part number	5 min	10 min	15 min	30 min	45 min	1 h	2 h	3 h	5 h	8 h	10 h	20 h
XP6V2800	NAXP062800HP0FA	2320	2320	2120	1250	939	763	454	339	216	141	115	61.8
XP12V1800	NAXP121800HP0FA	2360	1590	1220	793	583	459	263	190	121	82.1	66.2	34.6
XP12V2500	NAXP122500HP0FA	2910	2060	1650	1000	701	605	326	234	145	96.3	78.1	41.3
XP12V3000	NAXP123000HP0FA	3180	2550	2200	1340	983	786	450	328	210	137	111	59.4

1.75 Vpc – Discharge in W/block at 25 °C

Type	Part number	5 min	10 min	15 min	30 min	45 min	1 h	2 h	3 h	5 h	8 h	10 h	20 h
XP6V2800	NAXP062800HP0FA	2960	2440	2190	1320	978	790	464	343	219	143	117	62.5
XP12V1800	NAXP121800HP0FA	2540	1700	1290	833	608	479	271	196	125	83.2	67.3	35.0
XP12V2500	NAXP122500HP0FA	3200	2220	1760	1060	727	632	337	245	149	97.5	79.0	41.9
XP12V3000	NAXP123000HP0FA	3500	2680	2260	1390	1010	807	458	332	212	138	113	60.1

1.70 Vpc – Discharge in W/block at 25 °C

Type	Part number	5 min	10 min	15 min	30 min	45 min	1 h	2 h	3 h	5 h	8 h	10 h	20 h
XP6V2800	NAXP062800HP0FA	3310	2560	2210	1350	999	805	469	346	221	144	118	62.8
XP12V1800	NAXP121800HP0FA	2680	1760	1330	855	622	488	276	199	129	84.3	68.4	35.2
XP12V2500	NAXP122500HP0FA	3350	2330	1820	1080	739	641	346	249	150	98.3	79.2	42.2
XP12V3000	NAXP123000HP0FA	3780	2790	2310	1420	1020	818	462	334	214	139	114	60.5

1.65 Vpc – Discharge in W/block at 25 °C

Type	Part number	5 min	10 min	15 min	30 min	45 min	1 h	2 h	3 h	5 h	8 h	10 h	20 h
XP6V2800	NAXP062800HP0FA	3630	2680	2240	1370	1010	814	472	347	222	145	118	63.0
XP12V1800	NAXP121800HP0FA	2790	1810	1350	868	629	496	279	202	130	84.3	68.4	35.4
XP12V2500	NAXP122500HP0FA	3560	2400	1850	1100	751	645	348	251	151	98.9	80.3	42.4
XP12V3000	NAXP123000HP0FA	4010	2870	2330	1430	1030	825	465	336	216	140	114	60.8

1.60 Vpc – Discharge in W/block at 25 °C

Type	Part number	5 min	10 min	15 min	30 min	45 min	1 h	2 h	3 h	5 h	8 h	10 h	20 h
XP6V2800	NAXP062800HP0FA	3920	2780	2270	1380	1010	819	474	348	223	145	118	63.2
XP12V1800	NAXP121800HP0FA	2870	1840	1370	878	637	503	284	203	130	84.3	68.4	35.6
XP12V2500	NAXP122500HP0FA	3680	2450	1870	1110	755	648	349	254	153	99.4	80.3	42.6
XP12V3000	NAXP123000HP0FA	4180	3040	2350	1440	1040	830	467	337	218	141	115	61.0

GNB[®] INDUSTRIAL POWER



Exide Technologies, with operations in more than 80 countries, is one of the world's largest producers and recyclers of lead-acid batteries. Exide provides a comprehensive and customized range of stored electrical energy solutions.

Based on over 100 years of experience in the development of innovative technologies, Exide is an esteemed partner of OEMs and serves the spare parts market for industrial and transportation applications. The GNB Industrial Power business unit offers an extensive range of storage products and services, including solutions for

telecommunications systems, railway applications, mining, photovoltaic (solar energy), uninterruptible power supply (UPS), electrical power generation and distribution, fork lifts and electric vehicles.

Exide Technologies takes pride in its commitment to a better environment. Its Total Battery Management programme, (an integrated approach to manufacturing, distributing and recycling of lead-acid batteries), has been developed to ensure a safe and responsible life cycle for all of its products.